

HELIUM PENDANT



APPLICATION

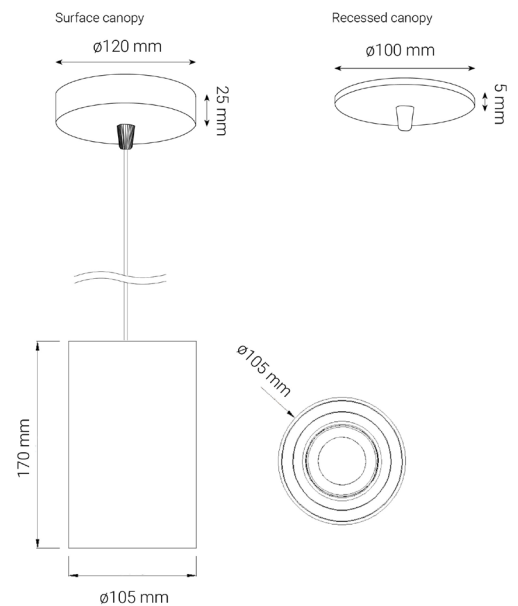
- Residential
- Offices
- Hallways

FEATURES

- Extensive finish options
- Excellent heat dissipation with a re-engineered heat sink
- Lens based optical system for superior beam control
- Setback light source with black internal ring for low glare
- High quality Bridgelux LED
- Integral driver

TECHNICAL DATA

LED WATTS	9 W 15 W
COLOUR TEMP	2700 K, 3000 K, 3500K, 4000 K
LUMENS	700 lm 1200 lm
IP RATING	IP20
BEAM ANGLE	15° 24° 45°
TILTING ANGLE	Non-adjustable
CRI	> 90
MOUNTING	Suspended
MATERIALS	Aluminium
OPERATING TEMP	-20°C ~ 40°C
SERVICE LIFE	L90 B10 = 50.000 hrs
DIMMING	Non-dim Phase Cut DALI dim Bluetooth dim
DIMENSIONS	ø 105 mm x 170 mm
WARRANTY	5 Years
















HELIUM PENDANT












TRIM AND CAN FINISHES	CODE
 Matte White	WH
 Matte Black	BL
 Matte Grey	GR
 Antique Brass	01
 Antique Brass Matte	02
 Aged Copper	03
 Satin Aged Copper	04
 Brown Bronze	05
 Matte Brown Bronze	06
 Brushed Nickel	07
 Satin Brushed Nickel	08
 Brass	09
 Polished Brass	10

Custom colours available

PHASE CUT CABLE FINISHES	CODE
 White Cloth	01
 Black Cloth	02
 Red Cloth	03
 Brown Cloth	04
 Blue Rayon	05
 Green Rayon	06
 Lime Green Rayon	07
 Violet Rayon	08
 Black and Gold Rayon	09
 Black and White Rayon	10

DALI CABLE FINISHES	CODE
 White Cloth	D1
 Black Cloth	D2
 Clear	D3

CANOPY FINISHES	CODE
 White Surface	01
 Black Surface	02
 Copper Surface	03
 Chrome Surface	04
 Bronze Surface	05
 White Recessed	06
 Black Recessed	07

REFLECTOR COLOUR	CODE
 White Surface	WH
 Black Surface	BL

HELIUM PENDANT



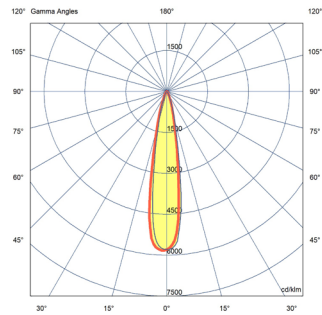
LUMINAIRE SELECTION

HELP										
POWER	CCT	BEAMANGLE	TRIM	REFECTOR	DIMMING	CAN FINISH	CABLE FINISH	CANOPY FINISH	CABLE LENGTH	
09 - 9W	27 - 2700K	45	WH	WH	PD - Phase dim	WH	01	01	1 - 1m	
15 - 15W	30 - 3000K	24	BL	BL	DD - DALI dim	BL	02	02	2 - 2m	
	35 - 3500K	15	GR		DT - Bluetooth Dim	GR	03	03	3- 3m	
	40 - 4000K		01			01	04	04	Custom	
			02			02	05	05		
			03			03	06	06		
			04			04	07	07		
			05			05	08			
			06			06	09			
			07			07	10			
			08			08	D1			
			09			09	D2			
			10			10	D3			

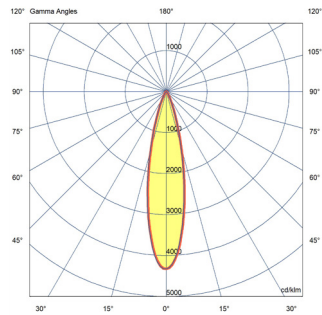
An example:

HELP	09	35	24	BL	BL	DD	03	D1	01	2
------	----	----	----	----	----	----	----	----	----	---

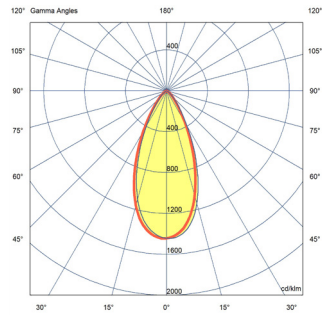
POLAR CURVES



15° beam angle polar curve shown



25° beam angle polar curve shown



45° beam angle polar curve shown