





APPLICATION

- Galleries
- Museums
- Restaurants
- Retail

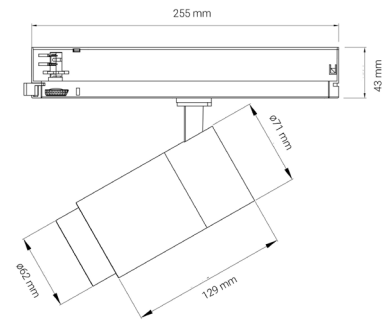
FEATURES

- Adjustable beam angle for ultimate flexibility
- Designed specifically to highlight objects and create subtle drama in spaces
- Concealed light source for low glare
- Minimalism aluminium body with matte powder coat
- High quality Cree LED

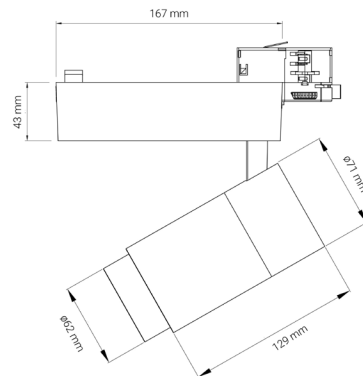
TECHNICAL DATA

LED WATTS	20 W
COLOUR TEMP	2700 K, 3000 K, 4000 K
LUMENS	1100 lm
IP RATING	IP20
BEAM ANGLE	10° - 60° adjustable
TILTING ANGLE	Horizontal 350° Vertical 90°
CRI	> 90
MOUNTING	3 Circuit Track DALI Track
MATERIALS	Aluminium
OPERATING TEMP	-20°C ~ 40°C
SERVICE LIFE	L90 B10 = 50.000 hrs
DIMMING	Phase Cut DALI dim On Board dimming
DIMENSIONS	ø 62 mm x 129 mm
WARRANTY	5 Years
FINISH	<div style="display: flex; align-items: center; gap: 10px;"> <div style="text-align: center;">  White </div> <div style="text-align: center;">  Black </div> </div>

DALI Track




3C Track



ACCESSORIES



HC - Honeycomb lens



EL - Elliptical lens

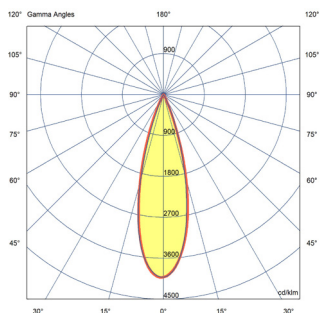
LUMINAIRE SELECTION

XEN	-	20	-		-	AB	-		-		-	
POWER		CCT		BEAM ANGLE		FINISH		DIMMING		ACCESSORY (optional)		
20 - 20W		27 - 2700K		AB - Adjustable		WH		PD - Phase cut		HC - Honeycomb		
		30 - 3000K				BL		DD - DALI		EL - Elliptical		
		40 - 4000K						OB - On Board				

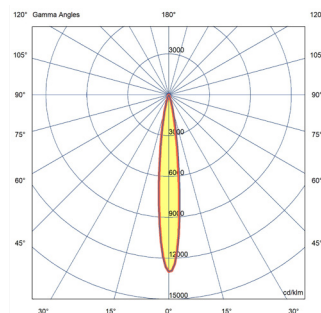
An example:

XEN	-	20	-	40	-	AB	-	BL	-	PD	-	HC
-----	---	----	---	----	---	----	---	----	---	----	---	----

POLAR CURVES



60° beam angle polar curve shown



10° beam angle polar curve shown