


# HALEN

## Recessed Fixed Panel



### DESCRIPTION

The Halen is perfect for all large scale commercial spaces including offices, schools, hospitals, and supermarkets. With a superb backlit design, the Halen provides a flicker-free, low glare, uniform lighting solution. It is designed to fit T-Bar ceilings, as well as recessed plaster kits and surface mount kits.

### FEATURES

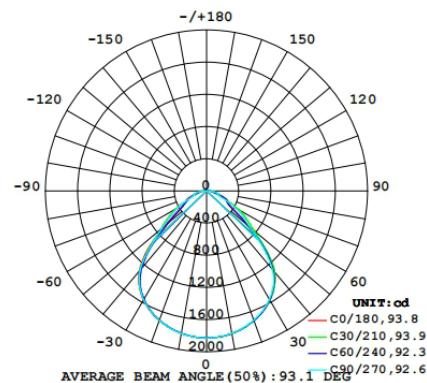
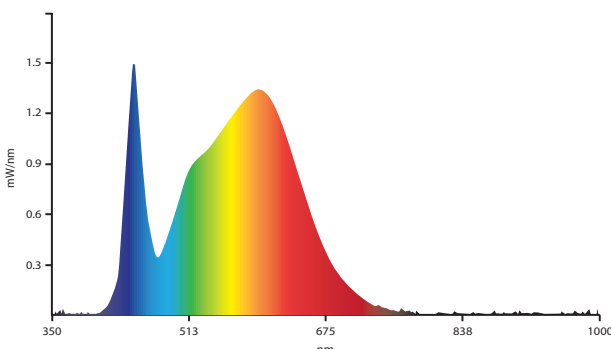
- Designed to help achieve Greenstar certification, along with obtaining a high NABERS rating.
- Exceptional glare control with UGR <19 even at higher lumen packages
- Various sizes: 600mmx600mm, 600mmx300mm & 1200mmx300mm
- Highly efficient back lit LED light source with two-step frosted prismatic diffuser (PMMA), for homogeneous illumination
- Locally sourced driver with multiple light output options with micro adjustments possible.
- Low profile and light-weight construction with no need for seismic restraints

### ELECTRICAL CHARACTERISTICS

SDCM	≤ 3-step MacAdam
PF	>0.95
THD	<10%
P_ST_LM	≤ 1
SVM	≤ 0.4

### TECHNICAL DATA

APPLICATION	Offices, Schools & Commercial
INSTALLATION	Interior only   IP20
DIMENSIONS/MM (LxWxH)	1195 x 295 x 34   295 x 595 x 34   595 x 595 x 34
LIGHT SOURCE	LED
CRI	Ra>90
COI	2.9
LED SERVICE LIFE	L90 B10 @ 50,000hrs
STORAGE TEMPERATURE	-20°C to +60°C
WORKING TEMPERATURE	-20°C to +40°C
MOUNTING	T-Bar   Recessed   Surface-Mounted (via separate frame)
MATERIALS	Aluminium luminaire body   Frosted prismatic PMMA diffuser
DIMMABLE	Non Dim   DALI dimmable   Casambi
FINISH	White powder-coated, solvent-free
WARRANTY	5 year warranty. Refer to <a href="http://www.lightculture.com.au">www.lightculture.com.au</a> for more details



## LUMINAIRE SELECTION

HALEN	-		-		-		-	940	-	
<b>DIMENSIONS</b>		<b>LUMENS</b>				<b>CCT</b>		<b>DRIVER</b>		
600	-	600	Refer to Lumen Table				940	ET - Switchable		
300	-	600					ETD - DALI			
300	-	1200					BTD - Casambi			

An example:

HALEN	-	300	-	1200	-	2503	-	940	-	ETD
-------	---	-----	---	------	---	------	---	-----	---	-----

## LED SYSTEM

HALEN 1200x300 HALEN 600x600	
WATTAGE	4000K
20.5 W	2176 lm
21.5 W	2285 lm
22.5 W	2394 lm
23.5 W	2503 lm
24.5 W	2612 lm
25.6 W	2721 lm
26.6 W	2830 lm
27.6 W	2939 lm
28.6 W	3048 lm
29.7 W	3157 lm
30.7 W	3266 lm
31.7 W	3375 lm
32.7 W	3484 lm
33.8 W	3593 lm
34.8 W	3702 lm
35.8 W	3811 lm
36.8 W	3920 lm
37.8 W	4029 lm
38.9 W	4138 lm
39.9 W	4247 lm
40.9 W	4356 lm

HALEN 600x300	
WATTAGE	4000K
4.1 W	398 lm
5.1 W	498 lm
6.1 W	597 lm
7.2 W	697 lm
8.2 W	796 lm
9.2 W	896 lm
10.2 W	995 lm
11.3 W	1095 lm
12.3 W	1194 lm
13.3 W	1294 lm
14.3 W	1393 lm
15.3 W	1493 lm
16.4 W	1592 lm
17.4 W	1691 lm
18.4 W	1790 lm